

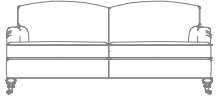
Mitchell Gold +Bob Williams

LONDON

Our modern take on the quintessential English-arm classic exudes timeless elegance. The graceful sweetheart back, deep T-cushions, and traditional turned front legs on casters create a silhouette that is both sophisticated and inviting. Make it yours with wood legs available in all MG+BW finishes. Choose from three cushion options: Signature, Eco Down-blend, or Eco-Luxe Poly. Also available in leather. Made in the USA with earth-friendly materials.

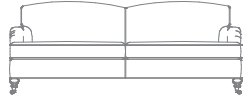


PROFILE



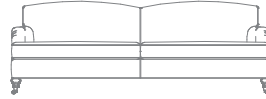
77 SOFA

77" w x 42" d x 35" h
seat width: 68"; seat depth: 26"
seat height: 20"; arm height: 24"
COM 14 yds, COL 206 sqft



87 SOFA

87" w x 42" d x 35" h
seat width: 78"; seat depth: 26"
seat height: 20"; arm height: 24"
COM 15 yds, COL 238 sqft



97 SOFA

97" w x 42" d x 35" h
seat width: 88"; seat depth: 26"
seat height: 20"; arm height: 24"
COM 16 yds, COL 255 sqft



CHAIR

34" w x 42" d x 35" h
seat width: 24"; seat depth: 26"
seat height: 20"; arm height: 24"
COM 8.5 yds, COL 114 sqft



CHAISE

33" w x 63" d x 35" h
seat width: 23"; seat depth: 47"
seat height: 20"; arm height: 24"
COM 10 yds, COL 125 sqft



OTTOMAN

26" w x 22" d x 17" h
COM 3 yds, COL 34 sqft